

GC51 - 25 x 47KG



Product Specification

- 1800mm high x 2000mm wide x 2000mm deep, external.
- Manufactured from 30mm Box Section x 2.5mm thickness.
- 50 x 50 x 3mm Weld Mesh.
- Hinged door with Hasp & Staple (Padlock not included).
- Pre-drilled fixing points for bolting to solid surface.
- Supplied Flat Packed with fixings for assembly.
- Includes H&S Signage.
- Weight: 140kg.
- All dimensions are external.
- Free UK mainland delivery within approx 5 – 10 working days.
- Base & half shelf available at additional cost.
- Floor fixing bolts not included.

Available Finishes

Galvanised



Traffic Red
RED3020



Traffic Yellow
RAL1023



Dusty Grey
RAL7037



Moss Green
RAL6005



Ultramarine Blue
RAL5002




Jet Black
RAL9005




Product Drawing

Top Elevation

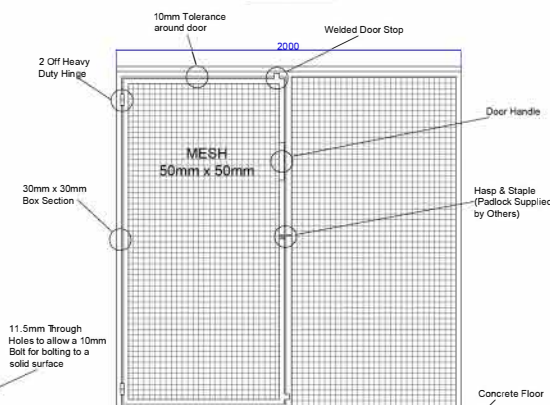


**PLEASE NOTE THE NEW SIZE FOR THIS CAGE IS
H1800MM X W2000MM X D2000MM**

Left Side Elevation



Front Elevation



Left Side Elevation

