

GC14 - 2 x 47KG



Product Specification

- 1400mm high x 1000mm wide x 500mm deep, external.
- Manufactured from 30mm Box Section x 2.5mm thickness.
- 50 x 50 x 3mm Weld Mesh.
- Hinged door with Hasp & Staple (Padlock not included).
- Pre-drilled fixing points for bolting to solid surface.
- Supplied Flat Packed with fixings for assembly.
- Includes H&S Signage.
- Powder coated finish.
- Weight: 60kg.
- All dimensions are external.
- Free UK mainland delivery within approx 5 – 10 working days.
- Base available at additional cost.
- Floor fixing bolts not included.

Available Finishes

Galvanised



Traffic Red
RED3020



Traffic Yellow
RAL1023



Dusty Grey
RAL7037



Moss Green
RAL6005



Ultramarine Blue
RAL5002

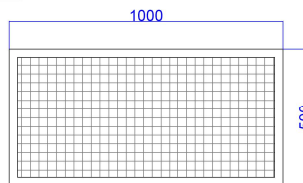


Jet Black
RAL9005

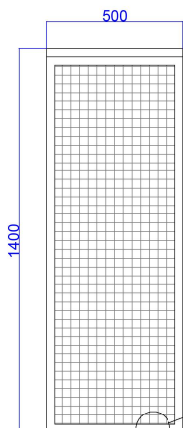


Product Drawing

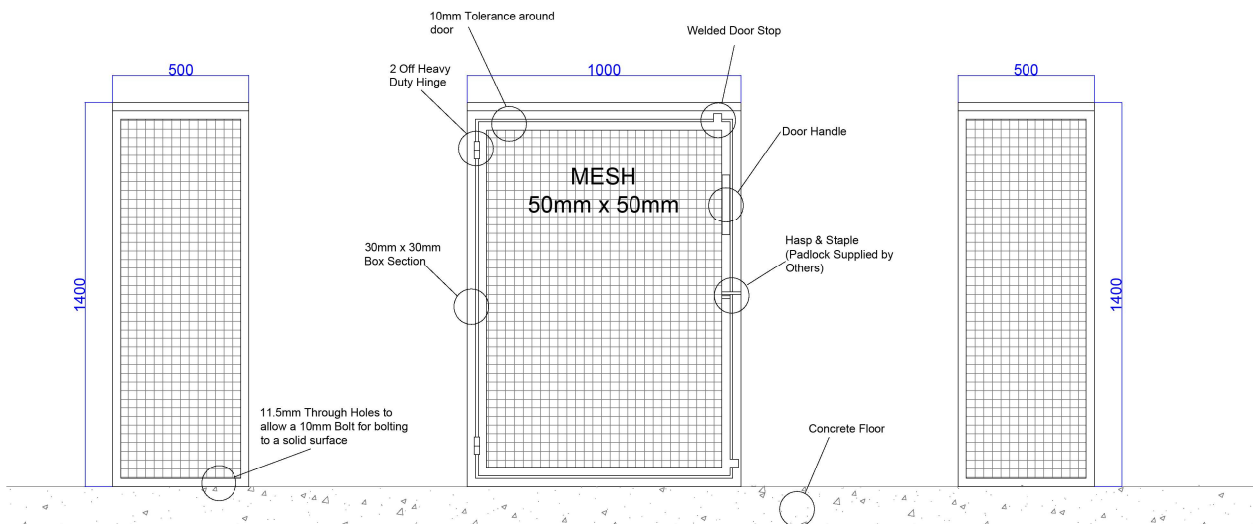
Top Elevation



Left Side Elevation



Front Elevation



Right Side Elevation

